



Master Lock **TOUGH UNDER FIRE**

Business, School and Industry

Commercial-quality padlocks and locker lock products that can be custom-built and specially-keyed to suit your security needs.





About Master Lock 2



Weather Tough™ Padlocks 3



High Security Padlocks 4-5



Safety Lockout Products 6-7



Padlock Keying Security 8-9



General Security Padlocks 10-11



Hasps 12



Standard Security Padlocks 13



Combination & Locker Locks 14-15



Flexible Security 16-17



Fleet Security 18



Specialty Locks 19



The #1 Source for Portable Security Products

As the world's largest manufacturer of padlocks and portable security products, Master Lock has set the standard for quality and selection for more than 80 years. Building on this tradition, Master Lock has greatly expanded its commercial product line, especially for safety lockout and high security applications. Today, there are many good reasons to specify Master Lock padlocks for your applications:

- **THE BROADEST LINE:** Master Lock offers a full line of products for virtually any commercial, institutional and industrial security and safety application.
- **SUPERIOR PRODUCT QUALITY:** All Master Lock products are built with the unmatched strength and durability that you've come to know and trust. Each lock is individually tested to ensure years of trouble-free operation, dependable performance and peace of mind.
- **CONTROLLED KEY SECURITY:** Allows you to establish a safe, secure and convenient locking system. Master Lock stands alone among padlock suppliers in (a) designing security into the padlock's cylinder and operating key, and (b) providing key and installation database security management services as needed to assure the utmost in system integrity.
- **UNMATCHED SALES SUPPORT:** Service and consultation is available to you both through our broad network of distributors as well as Master Lock's experienced sales organization.
- **PERSONAL SERVICE:** Our inside customer service group stands ready to provide assistance to your call.
- **PROMPT DELIVERY TO YOU:** Direct from our stocking distributors, or alternatively, through one of Master Lock's ISO-9001 certified facilities; our stock product distribution center or special product 'Make-to-Order' factory.

You can trust Master Lock for the products, security, support and service you need. For more information, call us today at 1-800-308-9242 (1-800-227-9599 in Canada), or visit our web site at www.masterlock.com

Pro Series® All Weather


- Hardened steel and boron alloy shackles for superior cut resistance
- Dual deadbolt locking for extreme resistance to prying
- High key security:
 - 5-pin tumbler Pro Series® cylinders provide tens of thousands of key changes
 - Special spool pins are virtually impossible to pick
- Rekeyable - replaceable cylinder and shackle

Weather Tough®

Lock Functions in All Conditions

- Exclusive cover protects lock from water, ice, dirt and grime
- Heavy steel bodies withstand physical attacks
- Keyway cover keeps out dust and dirt

Master Lock Model #	Description	Vertical Shackle Clearance (B)
2-1/8" (54mm) w. Laminated Steel Body. Shackle Dim.: A: 5/16" (8mm) C: 7/8" (22mm)		
6121	Keyed Different	1-1/8" (29mm)
6121LJ	Keyed Different, Extra Length Shackle	2-1/2" (63mm)
6121KA	Keyed Alike	1-1/8" (29mm)
6121MK	Master Keyed	1-1/8" (29mm)
2-3/8" (61mm) w. Laminated Steel Body. Shackle Dim.: A: 3/8" (10mm) C: 7/8" (22mm)		
6125	Keyed Different	1-3/8" (35mm)
6125LJ	Keyed Different, Extra Length Shackle	2-1/2" (63mm)
6125KA	Keyed Alike	1-3/8" (35mm)
6125MK	Master Keyed	1-3/8" (35mm)
2-5/8" (67mm) w. Laminated Steel Body. Shackle Dim.: A: 7/16" (11mm) C: 7/8" (22mm)		
6127	Keyed Different	1-3/8" (35mm)
6127LH	Keyed Different, Extra Length Shackle	1-7/8" (48mm)
6127LJ	Keyed Different, Extra Length Shackle	2-3/8" (60mm)
6127KA	Keyed Alike	1-3/8" (35mm)
6127MK	Master Keyed	1-3/8" (35mm)



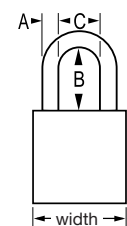
6121
6125
6127

Solid Brass

Solid Brass Body Provides Extra Corrosion Resistance

- Optional brass shackles available for 100% corrosion resistance

Master Lock Model #	Description	Vertical Shackle Clearance (B)
1-9/16" (40mm) w. Solid Brass Body. Shackle Dim.: A: 1/4" (6mm) C: 25/32" (20mm)		
6830	Keyed Different	1-1/16" (27mm)
6830B	Keyed Different, Brass Shackle	1-1/16" (27mm)
6830LF	Keyed Different, Extra Length Shackle	1-9/16" (40mm)
6830LT	Keyed Different, Extra Length Shackle	3" (72mm)
6830KA	Keyed Alike	1-1/16" (27mm)
6830MK	Master Keyed	1-1/16" (27mm)
1-3/4" (44mm) w. Solid Brass Body. Shackle Dim.: A: 5/16" (8mm) C: 29/32" (23mm)		
6840	Keyed Different	1-3/16" (30mm)
6840B	Keyed Different, Brass Shackle	1-3/16" (30mm)
6840LJ	Keyed Different, Extra Length Shackle	2-7/16" (61mm)
6840KA	Keyed Alike	1-3/16" (30mm)
6840MK	Master Keyed	1-3/16" (30mm)
2" (51mm) w. Solid Brass Body. Shackle Dim.: A: 3/8" (10mm) C: 29/32" (23mm)		
6850	Keyed Different	1-1/2" (38mm)
6850B	Keyed Different, Brass Shackle	1-1/2" (38mm)
6850LJ	Keyed Different, Extra Length Shackle	2-1/2" (63mm)
6850KA	Keyed Alike	1-1/2" (38mm)
6850MK	Master Keyed	1-1/2" (38mm)



6830
6840
6850



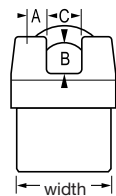
Pro Series® High Security

- Greatest physical security available:
 - Heavy steel bodies
 - Hardened steel and boron alloy shackles for superior cut resistance
 - Dual deadbolt locking for extreme resistance to prying
- High key security:
 - 5-pin tumbler Pro Series® cylinders provide tens of thousands of key changes
 - Special spool pins are virtually impossible to pick
- Rekeyable - replaceable cylinder and shackle

Solid Iron Shroud

Greatest Security Against Bolt Cutters

- Proprietary rustproofing for longer life
- Defeats attempts to pry and cut



6321

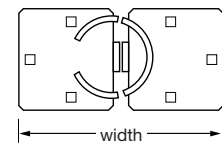
Master Lock Model #	Description	Vertical Shackle Clearance (B)
2-1/8" (54mm) w. Laminated Steel Body. Shackle Dim.: A: 5/16" (8mm) C: 7/8" (22mm)		
6321	Keyed Different	3/4" (19mm)
6321KA	Keyed Alike	3/4" (19mm)
6321MK	Master Keyed	3/4" (19mm)
6321KAMK	Keyed Alike, Master Keyed	3/4" (19mm)
2-3/8" (60mm) w. Laminated Steel Body. Shackle Dim.: A: 3/8" (10mm) C: 7/8" (22mm)		
6325	Keyed Different	3/4" (19mm)
6325KA	Keyed Alike	3/4" (19mm)
6325MK	Master Keyed	3/4" (19mm)
6325KAMK	Keyed Alike, Master Keyed	3/4" (19mm)
2-5/8" (67mm) w. Laminated Steel Body. Shackle Dim.: A: 7/16" (11mm) C: 7/8" (22mm)		
6327	Keyed Different	3/4" (19mm)
6327KA	Keyed Alike	3/4" (19mm)
6327MK	Master Keyed	3/4" (19mm)
6327KAMK	Keyed Alike, Master Keyed	3/4" (19mm)



6325



6327



770 Hasp



770

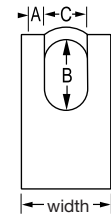
Solid Steel

Outstanding Protection Against Physical Attacks

- Chrome rustproofing provides longer life
- Shrouded & hidden shackle models defy bolt cutters and prying



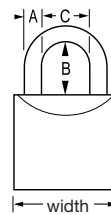
Master Lock Model #	Description	Vertical Shackle Clearance (B)
1-9/16" (40mm) w. Solid Steel Body. Shackle Dim.: A: 1/4" (6mm) C: 25/32" (20mm)		
7030	Keyed Different	1-1/16" (27mm)
7030LF	Keyed Different, Extra Length Shackle	1-9/16" (40mm)
7030LT	Keyed Different, Extra Length Shackle	3" (72mm)
7030KA	Keyed Alike	1-1/16" (27mm)
7030KALF	Keyed Alike, Extra Length Shackle	1-9/16" (40mm)
7030KALT	Keyed Alike, Extra Length Shackle	3" (72mm)
7030MK	Master Keyed	1-1/16" (27mm)
7030KAMK	Keyed Alike, Master Keyed	1-1/16" (27mm)
1-9/16" (40mm) w. Solid Steel Body, Shrouded. Shackle Dim.: A: 1/4" (6mm) C: 25/32" (20mm)		
7035	Keyed Different	1-1/16" (27mm)
7035KA	Keyed Alike	1-1/16" (27mm)
7035MK	Master Keyed	1-1/16" (27mm)
7035KAMK	Keyed Alike, Master Keyed	1-1/16" (27mm)
1-3/4" (44mm) w. Solid Steel Body. Shackle Dim.: A: 5/16" (8mm) C: 29/32" (23mm)		
7040	Keyed Different	1-3/16" (30mm)
7040LJ	Keyed Different, Extra Length Shackle	2-1/2" (63mm)
7040KA	Keyed Alike	1-3/16" (30mm)
7040KALJ	Keyed Alike, Extra Length Shackle	2-1/2" (63mm)
7040MK	Master Keyed	1-3/16" (30mm)
7040KAMK	Keyed Alike, Master Keyed	1-3/16" (30mm)
1-3/4" (44mm) w. Solid Steel Body, Shrouded. Shackle Dim.: A: 5/16" (8mm) C: 29/32" (23mm)		
7045	Keyed Different	1-3/16" (30mm)
7045KA	Keyed Alike	1-3/16" (30mm)
7045MK	Master Keyed	1-3/16" (30mm)
7045KAMK	Keyed Alike, Master Keyed	1-3/16" (30mm)
2" (51mm) w. Solid Steel Body. Shackle Dim.: A: 3/8" (10mm) C: 29/32" (23mm)		
7050	Keyed Different	1-1/2" (38mm)
7050LJ	Keyed Different, Extra Length Shackle	2-1/2" (63mm)
7050KA	Keyed Alike	1-1/2" (38mm)
7050KALJ	Keyed Alike, Extra Length Shackle	2-1/2" (63mm)
7050MK	Master Keyed	1-1/2" (38mm)
7050KAMK	Keyed Alike, Master Keyed	1-1/2" (38mm)
2-1/2" (63mm) w. Solid Steel Body. Shackle Dim.: A: 7/16" (11mm) C: 7/8" (22mm)		
6230	Keyed Different	1-1/8" (29mm)
6230LH	Keyed Different, Extra Length Shackle	2" (51mm)
6230KA	Keyed Alike	1-1/8" (29mm)
6230KALH	Keyed Alike, Extra Length Shackle	2" (51mm)
6230MK	Master Keyed	1-1/8" (29mm)
6230KAMK	Keyed Alike, Master Keyed	1-1/8" (29mm)
2-7/8" (73mm) w. Solid Steel Body. Hidden 3/8" (10mm) Diameter Shackle		
6270	Keyed Different	n/a
6270KA	Keyed Alike	n/a
6270MK	Master Keyed	n/a
6270KAMK	Keyed Alike, Master Keyed	n/a
2-7/8" (73mm) w. Reinforced Die Cast Body. Hidden 3/8" (10mm) Diameter Shackle		
6271	Keyed Different	n/a
6271KA	Keyed Alike	n/a
6271MK	Master Keyed	n/a
6271KAMK	Keyed Alike, Master Keyed	n/a
9" (23mm) w. x 4-1/2" (11.4cm) High Solid Steel Hasp		
770	Use With 6270 and 6271 Locks	n/a



7035
7045



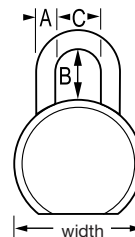
7035
7045



7030
7040
7050



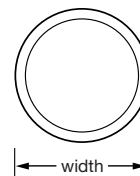
7030
7040
7050



6230



6230



6270
6271



6270
6271



Safety Lockout Padlock

Designed Exclusively for Lockout/Tagout

- Designed by Safety Directors specifically for OSHA lockout compliance
- Durable, lightweight, non-conductive Xenoy® lock body is easy to carry
- Customize on-site with permanent, write-on "Danger" and "Property of" labels
- High security, reserved-for-safety cylinder – up to 100,000 key changes
- Compliance with OSHA "one employee, one lock, one key" directive
- Laser engraving service available for an additional charge
- Key retaining - ensures that padlocks are not left unlocked

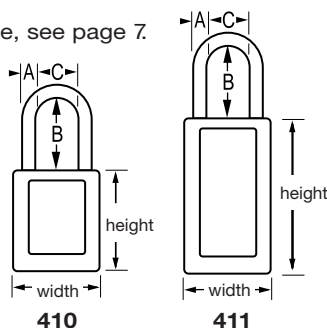


410

411

Key charting available, see page 7.

Personalize 411 Safety Padlocks with an Employee Photo. Order #411-5705 contains six photo I.D. labels for 411.



410

411

Master Lock Model #	Description	Vertical Shackle Clearance (B)
1-1/2" (38mm) w., 1-3/4" (44mm) Tall Xenoy® Body. Shackle Dim.: A: 1/4" (6mm) C: 25/32" (20mm)		
410RED	Keyed Different	1-1/2" (38mm)
410LTRED	Keyed Different, Extra Length Shackle	3" (72mm)
410KARED	Keyed Alike	1-1/2" (38mm)
410KALTRED	Keyed Alike, Extra Length Shackle	3" (72mm)
410MKRED	Master Keyed	1-1/2" (38mm)
410KAMKRED	Keyed Alike, Master Keyed	1-1/2" (38mm)
1-1/2" (38mm) w., 3" (72mm) Tall Xenoy® Body. Shackle Dim.: A: 1/4" (6mm) C: 25/32" (20mm)		
411RED	Keyed Different	1-1/2" (38mm)
411LTRED	Keyed Different, Extra Length Shackle	3" (72mm)
411KARED	Keyed Alike	1-1/2" (38mm)
411KALTRED	Keyed Alike, Extra Length Shackle	3" (72mm)
411MKRED	Master Keyed	1-1/2" (38mm)
411KAMKRED	Keyed Alike, Master Keyed	1-1/2" (38mm)
0411-5705	Six #411 Laminated Photo I.D. Labels	n/a
Eight Color Options: Add Desired Color Suffix: RED, ORJ, YLW, GRN, BLU, TEAL, PRP, BLK.		

Safety Lockout Hasps

Lockout by Up to 6 Workers at Each Lockout Point

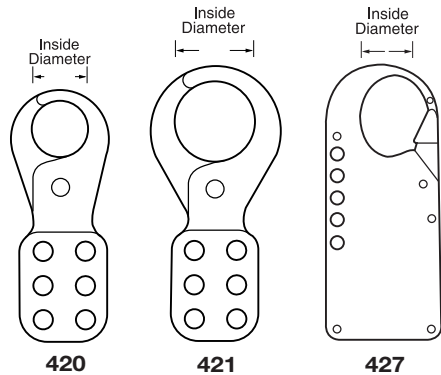
- Keep equipment inoperative while repairs or adjustments are made
- Attach device to energy disconnect switch
- Traditional, scissor-action hasps
 - Available in tow jaw diameters to fit all applications
 - Durable heavy gauge steel construction
 - Insulated with bright vinyl coating
- New, Snap-On Hasp
 - Quick, one-handed attachment to energy switches and controls
 - Aluminum and stainless steel construction
 - Write-on, erase-off labels included for worker identification



420

427

Master Lock Model #	Description
420	1" (25mm) Inside Diameter, Scissor Hasp
421	1-1/2" (38mm) Inside Diameter, Scissor Hasp
427	1-3/8" (35mm) Inside Diameter, Snap-on Hasp



420

421

427

High Visibility Aluminum

Safety Color Recognition Plus High Security

- Baked-on powder-coated finish stays bright
- Ideal for corrosive and tough environments
- Tens of thousands of key changes available
- Rekeyable bodies for easy key system maintenance
- Hardened shackles for superior resistance to cutting
- Laser engraving service available for an additional charge



6835LF

Available in six vibrant colors for easy lockout customization

Master Lock Model #	Description	Vertical Shackle Clearance (B)
1-9/16" (40mm) w. High Visibility Aluminum Body. Shackle Dim.: A: 1/4" (6mm) C: 25/32" (20mm)		
6835RED	Keyed Different	1-1/16" (27mm)
6835LFRED	Keyed Different, Extra Length Shackle	1-9/16" (40mm)
6835LTRED	Keyed Different, Extra Length Shackle	3" (72mm)
6835KARED	Keyed Alike	1-1/16" (27mm)
6835KALFRED	Keyed Alike, Extra Length Shackle	1-9/16" (40mm)
6835KALTRED	Keyed Alike, Extra Length Shackle	3" (72mm)
6835MKRED	Master Keyed	1-1/16" (27mm)
6835KAMKRED	Keyed Alike, Master Keyed	1-1/16" (27mm)
6835-5700	Six #6835 Laminated Photo ID Labels	n/a

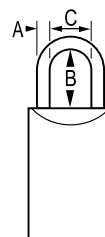
Six Color Options: Add Desired Color Suffix: RED, ORJ, YLW, GRN, BLU, BLK.



Laser Engraving

A name...logo...key number

To customize your Master Lock Safety padlocks, choose laser engraving for a look that will last.



Personalize 6835 Safety Padlocks with an Employee Photo. Order #6835-5700 contains six photo I.D. labels for 6835.

width

6835

Steel Body

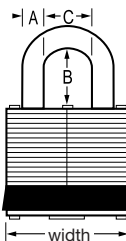
Traditional and Durable Lockout Series

- Reinforced laminated steel construction
- Ideal when locks may be subjected to physical abuse
- Six bumper colors for segmentation by department, etc.
- 1,400 key changes available



Master Lock Model #	Description	Vertical Shackle Clearance (B)
1-9/16" (40mm) w. Laminated Steel Body. Shackle Dim.: A: 9/32" (7mm) C: 5/8" (16mm)		
3RED	Keyed Different	3/4" (19mm)
3LFRED	Keyed Different, Extra Length Shackle	1-1/2" (38mm)
3LHRED	Keyed Different, Extra Length Shackle	2" (51mm)
3KARED	Keyed Alike	3/4" (19mm)
3KALFRED	Keyed Alike, Extra Length Shackle	1-1/2" (38mm)
3KALHRED	Keyed Alike, Extra Length Shackle	2" (51mm)
3MKRED	Master Keyed	3/4" (19mm)
3KAMKRED	Keyed Alike, Master Keyed	3/4" (19mm)

Six Color Options: Add Desired Color Suffix: RED, YLW, GRN, BLU, BLK, WHT.



width

Key Charting Services Available

Large users of padlocks may wish to track key codes used in their facility to ensure no key is duplicated. See page 9 for details.

NEW Safety Series™ Lockout Products

For more information on the most innovative Safety Products available, please check out the Master Lock Safety Series™ product catalog (7000-0193) or the Master Lock website.



8611

480-485

488

427



Keying Security is Equally Important to Physical Security in Commercial Security Applications.

Keying security includes both (a) the security designed into the padlock's cylinder and operating key, and (b) the way in which the product is supplied to the marketplace.

Master Lock stands alone among padlock suppliers in both categories of keying security:



Master Lock provides the largest range of tight-tolerance cylinders and keys that vastly eliminate unwanted key interchange. This will better ensure that one employee's key will not be able to inadvertently open a second lock.



Master Lock offers key control services, charted and reserved systems all of which assure that your company's padlocking system maintains the utmost in key integrity, even as you reorder padlocks year-after-year. This means that additional padlocks ordered can all be specified to operate by distinct keys, if that is your requirement.



Keyed Different

Establishing an Optimal Padlock Security System

Evaluate Your Present & Future Needs:



Do you want each padlock to have a different operating key? Specify Keyed-Different (KD) padlocks.



Do you want groups of padlocks to be opened by a single key? If so, order Keyed-Alike (KA) padlocks. For example, it is often desirable for each employee to have his own set of keyed-alike locks.



Do you want a supervisor to be able to open a range of keyed-different padlocks? Order Master Keyed (MK) locks. See "Master Keying" section for more information.



How many padlocks will you need? If you require thousands of distinct operating keys, with no repeats, you will want to specify a Master Lock commercial security padlock with a 5-pin or 6-pin cylinder. See "Key System Capacity" for more information.



Do you want your padlock to be opened by the same key that opens your door lock? You can!



Keyed Alike Systems One Key Opens All Locks

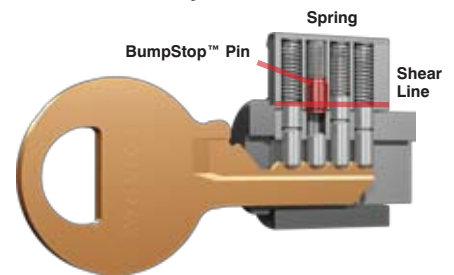


Master Key

Lock Bumping Solution

Lock bumping has become a recognized method of violating most any in-line pin tumbler cylinder. In response, Master Lock Company has created a revolutionary new lock cylinder that is four times more bump resistant than the toughest proposed industry standard. Our BumpStop™ solution employs an innovative, patent-pending design which utilizes a unique reverse rake tapered driver pin, high performance springs and tightly machined cylinder chambers. During a bump attempt, this solution prevents the transfer of force from the bump key to the pins and blocks rotation of the cylinder – so the lock stays locked. This feature is available in a broad range of Master Lock padlocks and door hardware and can be ordered by adding an "N" to the product number. Example: 6121N (vs. 6121), 3N (vs. 3).


Master Lock Cylinder Cross-section



Advanced Cylinder Technology

Matching Your Security Door Lock Keys

The versatile Pro Series® line can also be ordered to operate with the same keys used in your current door security system. This can greatly increase convenience (fewer keys to carry) and security (padlocks operate with the same high security, controlled keys). Pro Series® can integrate with door security systems from Schlage®, Yale®, Kwikset®, Corbin®, Weiser®, Sargent®, Russwin® and Weslock®; even Interchangeable Core keyways by Best®, Arrow™ and Falcon®...42 popular keyways in all!



Key System Capacity

All cylinders have limits to the number of change keys that can be provided. Be aware that whenever KD padlocks are supplied from open stock, the possibility exists that two or more locks provided will have the same operating key. This possibility of overlap increases as additional non-charted (see Charting Service) stock orders are received. It is important to know the key change limits of the padlocks you are considering for your security system. If the supplier does not, or can not, provide this information, the integrity of your keying system may be suspect.

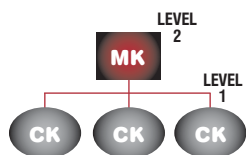
Padlock Series	Model Numbers	# of Key Changes in KD System	# of Key Changes in MK System
Std. laminated pin tumbler	1, 2, 3, 4, 5, 6 & others	1,200	248
Small laminated pin tumbler	7, 8 & others	800	160
Large laminated pin tumbler	15, 17, 21, 24, 31, 81 & others	14,200	1,300
Pro Series® w/6000 cyl.	6100's, 6300's, 6800's, 7000's	14,200	1,300
Pro Series® w/7000 cyl.	6100's, 6300's, 6800's, 7000's	90,000	10,500

This chart identifies the change key ranges of standard BumpStop™ technology padlock cylinders.

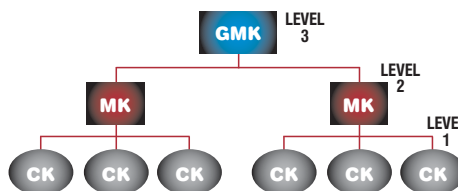
Quantities listed in the last two columns are actual quantities of keys available. Mathematically there are many more keys that can be calculated but may have been eliminated because they are undesirable or create a mechanical limitation. For additional models and key change information, contact Master Lock Company Customer Care.

Master Keying

Master Keyed (MK) locks have to be ordered as such initially. Locks are not automatically pre-set so that a master key can later operate them. When you initiate a master keyed lock system, you should also identify how large and complex the system might eventually become.




This chart illustrates a simple MK system, wherein a single master key will open any of several keyed-different change keys (CK).



Many MK systems provide additional levels of control, as diagrammed here.

The Level 3 grand master key (GMK), held by the Security Director, would open all locks throughout the system.

Key Control Options:



Edge™ Edge™ Key Control System This patented system provides absolute key control, eliminating the risk of unauthorized key duplication. The innovative and exclusive cylinder design has an additional locking feature to increase security. The Edge™ System is available in the full range of Master Lock Commercial Laminated and Pro Series® padlocks.

Restricted Keyways Key blanks are not sold. Cut keys are only available from the factory for charted systems. Master Lock maintains Restricted Key Systems specifically for Safety Lockout Padlocks, where safeguarding employee safety is the absolute priority.

Reserved Keyways The factory limits key blank distribution to specific customers. Cut keys are not readily available. Master Lock offers Reserved Key Systems (RSV) for its complete Pro Series® and Laminated product lines for commercial applications.

Charting Services Master Lock will keep a complete record of the progressive key codes assigned and manufactured into a customer's padlocks for each order. Request this special service to receive a Commercial User ID number to reference on all subsequent orders. Any order submitted with the Commercial User ID will be manufactured to comply with the facility's key system requirements.

Consulting & Support:

Master Lock's customer service staff and field sales representatives are qualified and ready to help you establish a safe and convenient padlock security system for your company. Call or visit the Master Lock web site to get started on the path to effective keying security.



General Security

- Reinforced laminated lock bodies
- Double locking mechanisms provide extra pry resistance (1-1/8" bodies are single-locking)
- Pin tumbler key security: 4 and 5-pin cylinders
 - Master keyed and reserved systems available
 - Thousands of key changes

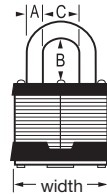
Laminated Steel

For Perimeter & Storefront Gates, Tool Cribs, Construction Equipment, Vending & Truck Doors, General Use

- Hardened steel and alloy shackles for extra cut resistance (1-1/8" body shackles are not hardened)
- Proprietary rustproofing for longer life
- Full range of sizes to best secure your applications



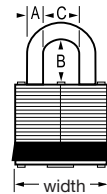
Master Lock Model #	Description	Vertical Shackle Clearance (B)
1-1/8" (29mm) w. Laminated Steel Body. Shackle Dim.: A: 3/16" (5mm) C: 1/2" (13mm)		
7	Keyed Different	9/16" (14mm)
7LF	Keyed Different, Extra Length Shackle	1-1/2" (38mm)
7LJ	Keyed Different, Extra Length Shackle	2-1/2" (63mm)
7KA	Keyed Alike	9/16" (14mm)
7MK	Master Keyed	9/16" (14mm)
1-9/16" (40mm) w. Laminated Steel Body. Shackle Dim.: A: 9/32" (7mm) C: 5/8" (16mm)		
3	Keyed Different	3/4" (19mm)
3LF	Keyed Different, Extra Length Shackle	1-1/2" (38mm)
3LH	Keyed Different, Extra Length Shackle	2" (51mm)
3KA	Keyed Alike	3/4" (19mm)
3MK	Master Keyed	3/4" (19mm)
1-3/4" (44mm) w. Laminated Steel Body. Shackle Dim.: A: 5/16" (8mm) C: 3/4" (19mm)		
1	Keyed Different	15/16" (24mm)
1LF	Keyed Different, Extra Length Shackle	1-1/2" (38mm)
1LJ	Keyed Different, Extra Length Shackle	2-1/2" (63mm)
1LN	Keyed Different, Extra Length Shackle	5-3/4" (15cm)
1KA	Keyed Alike	15/16" (24mm)
1KALN	Keyed Alike, Extra Length Shackle	5-3/4" (15cm)
1MK	Master Keyed	15/16" (24mm)
2" (51mm) w. Laminated Steel Body. Shackle Dim.: A: 3/8" (10mm) C: 15/16" (24mm)		
5	Keyed Different	1" (25mm)
5LF	Keyed Different, Extra Length Shackle	1-1/2" (38mm)
5LJ	Keyed Different, Extra Length Shackle	2-1/2" (63mm)
5KA	Keyed Alike	1" (25mm)
5MK	Master Keyed	1" (25mm)
2" (51mm) w. Laminated Steel Body. 5-Pin Cylinder. Shackle Dim.: A: 7/16" (11mm) C: 3/4" (19mm)		
17	Keyed Different	1" (25mm)
17LH	Keyed Different, Extra Length Shackle	2" (51mm)
17KA	Keyed Alike	1" (25mm)
17MK	Master Keyed	1" (25mm)
2-1/2" (63mm) w. Laminated Steel Body. 5-Pin Cylinder. Shackle Dim.: A: 7/16" (11mm) C: 1-3/16" (30mm)		
15	Keyed Different	1-1/4" (32mm)
15LH	Keyed Different, Extra Length Shackle	2" (51mm)
15KA	Keyed Alike	1-1/4" (32mm)
15MK	Master Keyed	1-1/4" (32mm)



Laminated Brass

Excellent for Outdoor Use and Marine Environments

- Available brass shackles for maximum corrosion resistance
- Hardened chrome plated steel shackles for extra cut resistance
- Brass bodies and cylinders provide excellent corrosion resistance



Master Lock Model #	Description	Vertical Shackle Clearance (B)
1-1/8" (29mm) w. Laminated Brass Body. Shackle Dim.: A: 3/16" (5mm) C: 1/2" (13mm)		
8	Keyed Different	9/16" (14mm)
8LF	Keyed Different, Extra Length Shackle	1-1/2" (38mm)
8LJ	Keyed Different, Extra Length Shackle	2-1/2" (63mm)
8KA	Keyed Alike	9/16" (14mm)
8KAB	Keyed Different, Brass Shackle	9/16" (14mm)
8MK	Master Keyed	9/16" (14mm)
1-9/16" (40mm) w. Laminated Brass Body. Shackle Dim.: A: 9/32" (7mm) C: 5/8" (16mm)		
4	Keyed Different	3/4" (19mm)
4LF	Keyed Different, Extra Length Shackle	1-1/2" (38mm)
4LH	Keyed Different, Extra Length Shackle	2" (51mm)
4KA	Keyed Alike	3/4" (19mm)
4KAB	Keyed Different, Brass Shackle	3/4" (19mm)
4MK	Master Keyed	3/4" (19mm)
1-3/4" (44mm) w. Laminated Brass Body. Shackle Dim.: A: 5/16" (8mm) C: 3/4" (19mm)		
2	Keyed Different	15/16" (24mm)
2LF	Keyed Different, Extra Length Shackle	1-1/2" (38mm)
2LJ	Keyed Different, Extra Length Shackle	2-1/2" (63mm)
2KA	Keyed Alike	15/16" (24mm)
2KAB	Keyed Different, Brass Shackle	15/16" (24mm)
2MK	Master Keyed	15/16" (24mm)
2" (51mm) w. Laminated Brass Body. Shackle Dim.: A: 3/8" (10mm) C: 15/16" (24mm)		
6	Keyed Different	1" (25mm)
6LF	Keyed Different, Extra Length Shackle	1-1/2" (38mm)
6LJ	Keyed Different, Extra Length Shackle	2-1/2" (63mm)
6KA	Keyed Alike	1" (25mm)
6KAB	Keyed Different, Brass Shackle	1" (25mm)
6MK	Master Keyed	1" (25mm)

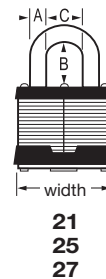
General Security Rekeyables

Rekeyable Products

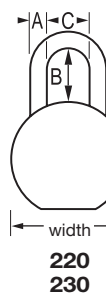
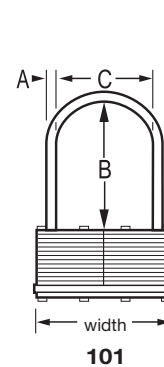
- Rekeyable padlocks allow you to quickly remove old cylinder and either change the pins or replace the cylinder.
- 5-pin cylinder standard for all rekeyable padlocks.
- Save money and replace cylinders instead of locks.
- Rekeying kit contains an extensive assortment of the most frequently used components to replace or rekey cylinders (including Pro Series® locks).
- Extra reach lock (no. 101) is ideal for wide-span applications; e.g. commercial refrigerators.




Master Lock Model #	Description	Vertical Shackle Clearance (B)
1-3/4" (44mm) w. Laminated Steel Body. Shackle Dim.: A: 5/16" (8mm) C: 3/4" (19mm)		
21	Keyed Different	15/16" (24mm)
21LF	Keyed Different, Long Shackle	1-1/2" (38mm)
21LJ	Keyed Different, Long Shackle	2-1/2" (57mm)
21KA	Keyed Alike	15/16" (8mm)
21MK	Master Keyed	15/16" (8mm)
2" (51mm) w. Laminated Steel Body. Shackle Dim.: A: 3/8" (10mm) C: 15/16" (24mm)		
25	Keyed Different	1" (25mm)
25KA	Keyed Alike	1" (25mm)
25MK	Master Keyed	1" (25mm)
2" (51mm) w. Laminated Steel Body. Shackle Dim.: A: 7/16" (11mm) C: 3/4" (19mm)		
27	Keyed Different	1" (25mm)
27KA	Keyed Alike	1" (25mm)
27MK	Master Keyed	1" (25mm)
1-3/4" (44mm) w. Laminated Brass Body. Shackle Dim.: A: 5/16" (8mm) C: 3/4" (19mm)		
24	Keyed Different	15/16" (24mm)
24KA	Keyed Alike	15/16" (24mm)
3-1/4" (83mm) w. Laminated Steel Body. Shackle Dim.: A: 5/16" (8mm) C: 2-1/4" (57mm)		
101	Keyed Different	3" (76mm)
101KA	Keyed Alike	3" (76mm)
2" (51mm) w. Solid Zinc, Die-Cast Body. Shackle Dim.: A: 7/16" (11mm) C: 3/4" (19mm)		
220	Keyed Different	1" (25mm)
220LH	Keyed Different, Long Shackle	2" (51mm)
220KA	Keyed Alike	1" (25mm)
2-1/2" (63mm) w. Solid Zinc, Die-Cast Body. Shackle Dim.: A: 7/16" (11mm) C: 15/16" (24mm)		
230	Keyed Different	1" (25mm)
230LH	Keyed Different, Long Shackle	2" (51mm)
230KA	Keyed Alike	1" (25mm)
Rekeying Parts Kit		
291	Pin Tumbler Rekeying Parts Kit	n/a



291



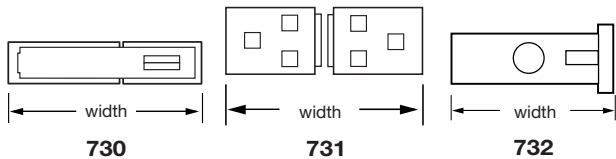


See page 5 for 6270 hidden shackle padlock used with 770 hasp.

Commercial Grade

Security to Match Pro Series® Padlocks

- Solid steel body resists cutting, hammering and prying
- Hardened alloy locking eye withstands bolt cutters
- Hardened hinge pins

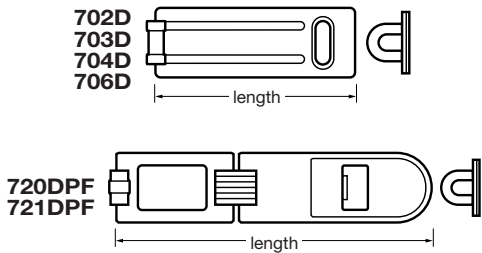


Master Lock Model #	Description	Accepts Shackle Dia. Up To:
730	7-1/4" (18cm) Straight Bar	7/16" (11mm)
731	90° Angle Bracket, Hasp Length: 5-3/16" (13cm)	7/16" (11mm)
732	90° Angle Bar, Hasp Length: 4-3/4" (12cm)	7/16" (11mm)
770	Hasp used w/6270 Padlock, Length: 9" (23cm)	n/a

Standard Security

General Purpose Hasps

- Ribbed steel body with rolled edges protects against prying
- Tamper-proof hinge protects against forcible attacks
- Hardened steel locking eye resists cutting

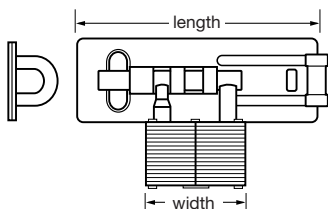


Master Lock Model #	Description	Accepts Shackle Dia. Up To:
702D	2-1/2" (64mm) Hard Wrought Steel Body	9/32" (7mm)
703D	3-1/2" (89mm) Hard Wrought Steel Body	11/32" (9mm)
704D	4-1/2" (11cm) Hard Wrought Steel Body	1/2" (13mm)
706D	6" (15cm) Hardened Steel Body w/ Reinforced Plate	9/16" (14mm)
720DPF	6-1/4" (16cm) Single-Hinge	7/16" (11mm)
721DPF	8" (20cm) Single-Hinge	7/16" (11mm)
722DPF	7-3/4" (20cm) Double-Hinge	7/16" (11mm)

Hasplocks

Hasps with Integral Locking Mechanisms for Convenient Locking

- Hardened steel hasps with locking eyes and laminated steel lock bodies
- Choose from high security pin tumbler and standard security warded locking mechanisms



Master Lock Model #	Description	Hasp Length	Lock Body Width
475	Keyed Different, 4-Pin Tumbler	4-1/2" (11cm)	1-3/4" (44mm)
475KA	Keyed Alike, 4-Pin Tumbler	4-1/2" (11cm)	1-3/4" (44mm)
450D	Keyed Different, Warded	4-1/2" (11cm)	1-3/4" (44mm)



475



450D

Standard Security Padlocks

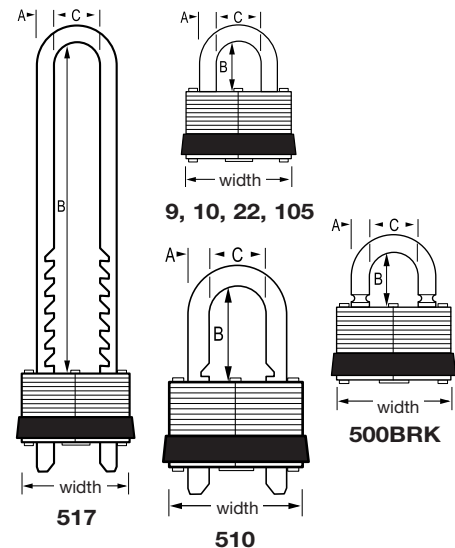
Economy Steel Series

For Applications Requiring Basic Tamper Resistance; Well Covers, Dumpsters and Low-Valued Property

- Laminated steel body withstands physical abuse
- Warded locking mechanism minimizes binding from dirt and grime
- Rustproofed for extended wear
- Nos. 510 and 517 feature removable adjustable shackles
- No. 500BRK shackle can be shattered by a hammer in emergencies



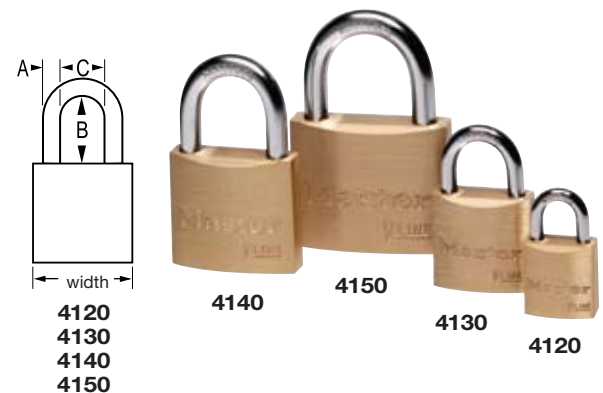
Master Lock Model #	Description	Vertical Shackle Clearance (B)
3/4" (19mm) w. Laminated Steel Body. Shackle Dim.: A: 1/8" (3mm) C: 1/4" (6mm)		
9D	Keyed Different	5/16" (8mm)
9T	2-Pack of No. 9 Keyed Alike	5/16" (8mm)
1" (25mm) w. Laminated Steel Body. Shackle Dim.: A: 5/32" (4mm) C: 13/32" (10mm)		
10D	Keyed Different	7/16" (11mm)
10KA	Keyed Alike	7/16" (11mm)
1-1/8" (29mm) w. Laminated Steel Body. Shackle Dim.: A: 3/16" (5mm) C: 1/2" (13mm)		
105D	Keyed Different	1/2" (13mm)
1-1/2" (38mm) w. Laminated Steel Body. Shackle Dim.: A: 1/4" (6mm) C: 9/16" (14mm)		
22	Keyed Different	5/8" (16mm)
22LF	Keyed Different, Extra Length Shackle	1-1/2" (38mm)
22KA	Keyed Alike	5/8" (16mm)
22KALF	Keyed Alike, Extra Length Shackle	1-1/2" (38mm)
1-3/4" (44mm) w. Laminated Steel Body. Shackle Dim.: A: 9/32" (7mm) C: 13/16" (21mm)		
500	Keyed Different	13/16" (21mm)
500KA	Keyed Alike	13/16" (21mm)
500KABRK	Keyed Alike, Breakaway Shackle	13/16" (21mm)
1-3/4" (44mm) w. Laminated Steel Body. Shackle Dim.: A: 9/32" (7mm) C: 13/16" (21mm)		
510D	Keyed Different	5/8" - 2" (16mm - 51mm)
1-3/4" (44mm) w. Laminated Steel Body. Shackle Dim.: A: 9/32" (7mm) C: 13/16" (21mm)		
517D	Keyed Different	2-3/4" - 5-3/8" (7cm - 14cm)




Economy Brass Series

- Brass bodies and cylinders provide extra corrosion-resistance
- Pin tumbler cylinders provide greater pick-resistance

Master Lock Model #	Description	Vertical Shackle Clearance (B)
3/4" (19mm) w. Solid Brass Body. Shackle Dim.: A: 5/32" (4mm) C: 3/8" (10mm)		
4120	Keyed Different	7/16" (11mm)
4120KA	Keyed Alike	7/16" (11mm)
1-1/8" (28mm) w. Solid Brass Body. Shackle Dim.: A: 3/16" (5mm) C: 9/16" (14mm)		
4130	Keyed Different	9/16" (14mm)
4130KA	Keyed Alike	9/16" (14mm)
1-1/2" (38mm) w. Solid Brass Body. Shackle Dim.: A: 1/4" (6mm) C: 13/16" (20mm)		
4140	Keyed Different	13/16" (20mm)
4140KA	Keyed Alike	13/16" (20mm)
1-7/8" (47mm) w. Solid Brass Body. Shackle Dim.: A: 9/32" (7mm) C: 1" (25mm)		
4150	Keyed Different	15/16" (24mm)
4150KA	Keyed Alike	15/16" (24mm)



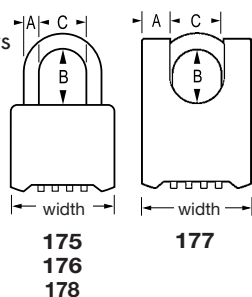
Combination & Locker Locks



Resettable Combination

Set Your Own Combination Convenience & Security

- Use combination reset feature to restrict/change allowed access
- Reset to any of 10,000 numbers
- 4-digit direct dial operation
- 2" wide solid case for strength and weatherability
- Heavy hardened shackle provides high resistance to cutting and prying
- No. 176 with key override feature for supervisory access



Master Lock Model #	Description	Vertical Shackle Clearance (B)
2" (51mm) w. Solid Brass Case. Shackle Dim.: A: 5/16" (8mm) C: 1" (25mm)		
175	Brass Resettable	1" (25mm)
175LH	Brass Resettable, Extra Length Shackle	2-1/4" (57mm)
175BDSPT	Resettable, Brass Shackle (retail pack)	1" (25mm)
176	Brass Resettable with Key Override	7/8" (22mm)
176LH	Brass Resettable with Key Override, Extra Length Shackle	2-1/8" (54mm)
177	Brass Shrouded Resettable	1" (25mm)
178BLK	Die-Cast Resettable, Black	1" (25mm)

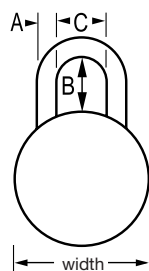
Combination Security

World's Best Selling Combination Lock

- Reinforced stainless steel outer case
- Hardened steel shackle for cut and saw resistance

High Security Combination Lock

- Double armored stainless steel case
- Dual ball locking and Boron alloy shackle for superior pull, pry, rap and cut resistance
- 1525 and 2010 have key control override for supervisory access (key ordered separately)



Master Lock Model #	Description	Vertical Shackle Clearance (B)
1-7/8" (48mm) w. Stainless Steel Body. Shackle Dim.: A: 9/32" (7mm) C: 13/16" (21mm)		
1500	Combination Different	3/4" (19mm)
1500LF	Combination Different, Extra Length Shackle	1-1/2" (38mm)
1500LH	Combination Different, Extra Length Shackle	2" (51mm)
1500KA	Combination Alike	3/4" (19mm)
1-7/8" (48mm) w. Stainless Steel Body. Shackle Dim.: A: 9/32" (7mm) C: 13/16" (21mm)		
1525	Combination Different	3/4" (19mm)
1525LF	Combination Different, Extra Length Shackle	1-1/2" (38mm)
CNTLKEY	Control Key for 1525 and 2010	n/a
2-3/16" (55mm) w. High Security. Shackle Dim.: A: 5/16" (8mm) C: 15/16" (24mm)		
2002	Combination Different	1" (25mm)
2010	Combination Different with Key Control	1" (25mm)
CNTLKEY	Control Key for 1525 and 2010	n/a



Combination & Locker Locks

Built-in Combination

For Lift Handle, Turn Handle, Single Point Latch, and Box Lockers

- End user registration and control charts provided to secure and simplify administration
- Longer useful life with five different combinations-easily changed with the touch of a button, which maintains security for new students or employees
- Concealed mounting and rugged steel case deter vandalism
- Standard key control allows quick supervisory access
- Secure, three digit combination is easy to dial



Master Lock Model #	Description
Automatic Deadbolt Locking Mechanism for Lift Handle Lockers	
1630	For Lockers with Door Hinges on Right
1631	For Lockers with Door Hinges on Left
Automatic Springbolt Locking Mechanism for Single Point Latch Lockers	
1652	For Lockers with Door Hinges on Right
Automatic Springbolt Locking Mechanism for Box Type Lockers	
1654	For Lockers with Door Hinges on Right
1655	For Lockers with Door Hinges on Left
Built-In Automatic Deadlocking Combination Lock	
1657	For Lockers with Door Hinges on Left and Right
Manual Deadbolt Locking Mechanism for All Types of Lockers	
1670	For Lockers with Door Hinges on Right
1671	For Lockers with Door Hinges on Left
Control Key for Built-in Combination Locker Locks	
CNTLKEYBI	Control Key



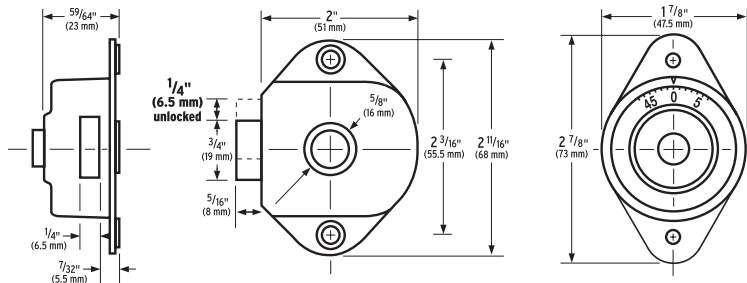
1630/1631

1652

1657

1654/1655

1670/1671



All Purpose Key Operated

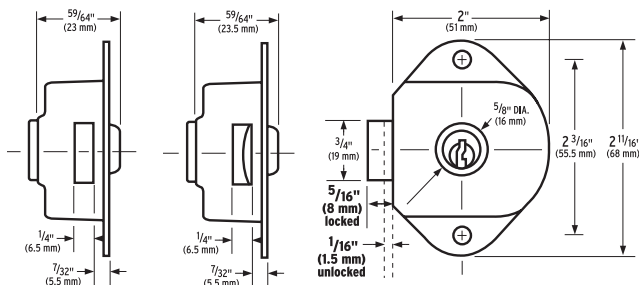
High Security Built-in Locks For All Locker Applications

- High security, 5-pin tumbler cylinder for superior pick resistance
- Keyed alike, master key and group key options provide complete flexibility to match a facility's requirements
- Concealed mounting and rugged steel case deter vandalism
- Each model fits both left handed and right handed doors
- Appropriate for lockers with multiple users who are assigned access for short time periods
- Group key and keyed alike options available
- Two keys provided for each lock



1710

1714



Master Lock Model #	Description
High Security Cylinder and Manual Locking Deadbolt	
1710	Keyed Different
1710KA	Keyed Alike
1710MK	Master Keyed
1710GK	Group Keyed
High Security Cylinder and Automatic Locking Springbolt	
1714	Keyed Different
1714KA	Keyed Alike
1714MK	Master Keyed
1714GK	Group Keyed



8413

Python™ Adjustable Locking Cable

No Other Cable Fits and Protects Like the Python™

The exclusive Python™ adjustable cable integrates a lock with a cable that acts like a chain.

In applications such as securing a ladder to a cargo rack, the Python™ eliminates the need for a separate tie-down device. In more heavy duty applications, the Python™ supplements tie downs for lock down security.

- Patented cinch locking mechanism holds the cable tight for infinite locking positions
- Weather tough aluminum alloy body, cylinder shutter, and vinyl coated cable resist rust and operate in extreme conditions
- Keyed alike convenience with the removable, rekeyable cylinder—key to other Python™ locking cables, Master Lock padlocks or systems with the M1 keyway
- Increased pick resistance with the patented, modified wafer cylinder
- Cut resistant, 3/8" (10mm) 100% steel, braided cable
- Interchangeable cables in 4' (1.2m) to 30' (9.1m) for application flexibility



8401D



8415D



8491

Master Lock Model #	Description
Python™ Adjustable Locking Cable - Keyed Different	
8413DPF	6' (1.8m) x 3/8"(10mm) Adjustable Locking Cable - Keyed Different
Python™ Adjustable Locking Cable - Keyed Alike	
8413KACBL4	4' (1.2m) x 3/8"(10mm) Adjustable Locking Cable - Keyed Alike
8413KACBL6	6' (1.8m) x 3/8"(10mm) Adjustable Locking Cable - Keyed Alike
8413KACBL8	8' (2.4m) x 3/8"(10mm) Adjustable Locking Cable - Keyed Alike
8413KACBL12	12' (3.7m) x 3/8"(10mm) Adjustable Locking Cable - Keyed Alike
8413KACBL15	15' (4.6m) x 3/8"(10mm) Adjustable Locking Cable - Keyed Alike
8413KACBL30	30' (9.1m) x 3/8"(10mm) Adjustable Locking Cable - Keyed Alike
Python™ Lock & Cable Accessories	
8401D	Yellow Lock
8415D	15' (4.6m) x 3/8" (10mm) Cable
8430D	30' (9.1m) x 3/8" (19mm) Cable
Rekeying Parts Kit	
8491	Disc Tumbler Rekeying Parts Kit

Cables, Cable Locks & Chains

Flexible, High Security

- Keep trailers, generators, power tools and ladders securely locked
- All cables feature vinyl-coated braided steel wires for strength with flexibility
- High security chain with nylon sleeves protects high value property



Master Lock Model #	Description
Cable Locks	
8119DPF	3/8" (10mm) Diameter, 5' (1.5m) Long Resettable Combination Cable Lock
8154DPF	3/8" (10mm) Diameter, 6' (1.8m) Long Integrated Keyed Cable Lock
8155DPF	5/8" (15mm) Diameter, 6' (1.8m) Long Integrated Keyed Cable Lock
Braided Security Cables	
72DPF	3/8" (10mm) Diameter, 15' (4.6m) Long Braided Steel Cable With Loops
78DPF	3/8" (10mm) Diameter, 6' (1.8m) Long Braided Steel Cable With Loops
79DPF	5/8" (15mm) Diameter, 6' (1.8m) Long Braided Steel Cable With Loops
85DPF	3/8" (10mm) Diameter, 4' (1.2m) Long Braided Steel Cable With Loops
Chains	
42DPF	15/32" (12mm) Diameter, 4' (1.2m) Long Hardened Steel Chain
43DPF	15/32" (12mm) Diameter, 5.6' (1.7m) Long Hardened Steel Chain



43DPF



8154
8155



8119



72
78
79
85

U-Locks

High Security

- U-Locks provide maximum protection against prying, cutting, and sawing
- Double locking shackles for maximum pry resistance
- 7-pin tumbler for extreme pick resistance

Master Lock Model #	Description
U-Locks	
8118DPF	3-11/16" (9cm) w. Vinyl-Coated U-Lock; Works Great With Looped Cables
8174DLWPF	8-1/4" (21cm) w. Vinyl-Coated U-Lock



8118



8174



252



37



387

Auto, Truck and Trailer Protection

- Prevent theft, deter break-in's
- Steering wheel lock (no. 252) adjusts to fit all wheel types
- Protect unattended trailers with (no. 377) universal coupler lock; "1-size-fits-all" design securely encloses coupler socket
- Nos. 374 & 375 receiver hitch locks feature "snap-on" bodies, weather-protected cylinders



377



605



1480



375



370



613



262

Master Lock Model #	Description
Steering Wheel Locks	
252DAT	Advanced Security Steering Wheel Lock; Quad Hook
Coupler Locks	
377DAT	Universal Coupler Lock
37D	1-9/16" (40mm) Armored Coupler/Trigger Lock
605DAT	2" (51mm) Solid Brass Coupler/Trigger Lock
1471DAT	Coupler Latch Lock; 9/32" (7mm) Diameter x 3-1/2" (85mm) Long Shackle; Fits Surge-Brake and UFP Brand Coupler Latches
1475DAT	Coupler Latch Lock; 9/32" (7mm) Diameter x 7/8" (22mm) Long Shackle; Fits Surge-Brake and UFP Brand Coupler Latches
Receiver Locks & Pins	
375DAT	Class III/IV Snap-on Receiver Hitch Lock; 5/8" (16mm) Pin
1473DAT	Receiver Lock; Removable Stainless Steel Shackle Sleeve Fits Both 1/2" (13mm) and 5/8" (16mm) Receiver Holes
1474DAT	Receiver and Latch Lock; Removable Stainless Steel Nos. 1471DAT and 1475DAT
1479DAT	Receiver Lock; 5/8" (16mm) Diameter x 2-1/2" (63mm) Long Shackle
1480DAT	Stainless Steel Receiver Lock; Removable Stainless Steel Shackle Sleeve; Fits Both 5/8" (16mm) and 1/2" (13mm) Receiver Holes
370DAT	Class II 1/2" (13mm) Diameter Hitch Pin and Clip
371DAT	Class III/IV 5/8" (16mm) Diameter Hitch Pin and Clip
Semi-Trailer Lock	
387	Keyed Different; High Security King Pin Lock
387KA	Keyed Alike; High Security King Pin Lock
Spare Tire & Lug Nut Locks	
613DAT	6' (1.8m) Self-Coiling Steel Cable & No. 311 Weather Tough Steel Lock
614DAT	6' (1.8m) Self-Coiling Steel Cable & No. 141 Covered Brass Padlock
262DAT	Spare Tire Lock, Lug Nut Style

Specialty Locks

- Titanium Series™ padlocks feature protected shackles and sleek design:
 - Easy to remove and apply; even in tight spaces
 - Front access keyway is convenient to use with sliding cover to keep dirt out
- Single post-and Discus-style locks are ideal for valves, vending machines and self-storage facilities
- Break-away shackle lock (no. 500KABRK) is specified for sprinkler shutoff valves and fire hose housings
- TSA-Accepted Set-Your-Own Combination Lock (no. 4687)
 - Allows TSA screeners to inspect and relock baggage, without damaging the lock
 - Instant Alert indicator signals when lock has been opened by the TSA
 - Great for tool boxes, cabinets, luggage and sport bags
- Key Safe Set-Your-Own Combination Lock (no. 5400 & 5401)
 - The safest place for your key
 - Storage compartments hold up to five house, car or padlock keys



187
185



443



40



4687



5400



5401



500BRK

Master Lock Model #	Description
Titanium Series Padlocks	
185KA	1-15/16" (49mm) Wide; Keyed Alike
185D	1-15/16" (49mm) Wide; Keyed Different
187KA	2-5/16" (59mm) Wide; Keyed Alike
187XD	2-5/16" (59mm) Wide; Keyed Different
Shrouded and Protected Shackle Padlocks	
40D	Keyed Different
40KAD	Keyed Alike
443	Keyed Different 5/8" (16mm) Post
443KA	Keyed Alike 5/8" (16mm) Post
Breakaway Shackle Padlock	
500KABRK	1-3/4" (44mm) Wide Laminated Steel Body; Breakaway Shackle; Keyed Alike
TSA-Accepted Padlocks	
4687DNKL	1-3/16" (30mm) TSA-Accepted Set-Your-Own Combination Lock with Indicator, Nickel Finish
Key Safes	
5400D	3-1/4" (83mm) Wide; Portable Set-Your-Own Combination Lock
5401D	3-1/4" (83mm) Wide; Wall-Mounted Set-Your-Own Combination Lock

More support at www.masterlock.com



7000-0006

www.masterlock.com

Master Lock Company LLC, Milwaukee, WI 53154 U.S.A. | 800-308-9242
Master Lock Canada, Oakville, Ontario L6H 5S7 Canada | 800-227-9599
© 2002-2008 Master Lock Company | All Rights Reserved

MO 10M Printed in U.S.A. 07/08

**Master
Lock.**